

A photograph of a modern library building with a curved facade and large glass windows. The building features a prominent wooden slat structure that creates a series of vertical columns and horizontal beams, giving it a distinctive architectural look. The sky is clear and blue. A red rectangular box is overlaid on the top left of the image, containing the title text in white.

Welcome to the Library Teacher Resource

Marcella O'Connor & Natalie Nawrocki

Welcome to the Library Teacher Resource

Published by:

Djerriwarrh Community & Education Services, 239 Station Road, Melton, 3337, VIC
Australia, Melton City Council 232 High Street, Melton, VIC 3337

Written and designed by:

Marcella O'Connor & Natalie Nawrocki

Photography by:

Alan Wayman and Yum Studio at Melton Library and Learning Hub and Caroline Springs
Library and Learning Hub.

Copyright

© Djerriwarrh Community & Education Services, Melton City Council, State Library Victoria,
2017. www.djerriwarrh.org.au, www.melton.vic.gov.au/libraries


This resource may be copied for the use of your classes/ department only. Copied
materials may not be sold, or used as a 'master copy' by other institutions or campuses.
Please ensure that the materials are not altered in any way. For additional copyright
approval please request permission from the copyright owners.

In all other respects, the usual copyright conditions apply.

Welcome to the Library Teacher Resource

Marcella O'Connor & Natalie Nawrocki

Accompanying this resource is a reader, 'Welcome to the library' and video,
available at www.melton.vic.gov.au/libraries





About this teacher resource

This teacher resource accompanies the 'Welcome to the library' reader. The reader aims to raise awareness of libraries and the services they provide for the community. It was developed by Djerriwarrh Community & Education Services in partnership with Melton City Council. The project was supported by funding from the State Library of Victoria.

The activities in this resource aim to provide learning opportunities for both literacy and EAL students.

You will need to support the students by reading through the directions with them as they work through the exercises in the worksheets.

Welcome to the Library: Contents

Purpose	Activity	Page
Activate students' background knowledge	<ul style="list-style-type: none">• Share ideas 1• Preview reader 2	
Develop vocabulary	<ul style="list-style-type: none">• Match words with picture 3• Building vocabulary 4• Word shapes 5• Word find 6	
Develop comprehension skills	<ul style="list-style-type: none">• Comprehension questions 7-8• True or false 9• Cloze activity 10• Match sentence with picture 11	
Develop grammar in context	<ul style="list-style-type: none">• Pronouns and word order 12• Verbs 13	
Extension activities	<ul style="list-style-type: none">• Library membership form 14• Library opening hours 15• Exploring the library 16• Facebook post and questions 17• 'What's on' and questions 19• Mobile text and questions 21• Listening to rap 23	
Appendix	<ul style="list-style-type: none">• Welcome to the library text 24• Rap song text 25	

BEFORE READING THE STORY

Information for teachers

A public library services its community through the provision of access to knowledge, information and works of imagination through a range of resources and services. It does this through access to materials in all formats in order to meet the needs of individuals and groups for education, information and personal development through learning, including recreation and leisure.

Public libraries provide the first point of access for information for the general public.

<https://www.alia.org.au/about-alia/policies-standards-and-guidelines/statement-public-library-services>

1 Share ideas - We all need information

Write the following questions on the board:

- What can you do if you want to find out about something?
- Where can you look for the information you need?
- Is there anywhere you can go to find this information?
- How do you get your information?

Have the students move into pairs. Read the questions out loud. Encourage the students to share their ideas with one another using the questions as prompts. After students talk about their ideas, ask if anyone would like to share their ideas with the group as a whole. This will provide more confident students with an opportunity to speak in front of larger groups.

More sharing ideas

Ask the students to think about the local library. Write the following questions on the board. Student responses can be presented on the whiteboard as a mind map.

What is a library?

What happens in the library?

What can you do in the library?

Do you have a library in your country?

Have you visited the library?

How did you find out about the local library?

2. Preview the Reader

Look at the front and back covers.

What do you see?

What are these building?

Have you seen these building?

Have you been here?

What might you do in these buildings?

What is the title?

What might you read about in the reader?

Set a purpose for reading

Today we are going to read about people who go to the library and the different things you can do there.

Read the text out loud to the students

The first time the teacher reads to the class with students following the text.

For the second reading, the teacher chooses students to read a page at a time.

After reading the text

Have students move into pairs. Have them work together to remember as many details as possible from *Welcome to The Library*. Encourage students to remember details about the different people who visit and what they do at the library.

As a group, the students share the details they remember. Teacher writes the details on the board.

Welcome to the Library: Develop vocabulary

Match the words with the picture and write under the picture.

library

story time

craft

computer


conversation classes

librarian

books

magazines

DVDs



Vocabulary

Find the sentences in the reader that have these words.

Copy the sentences from the reader.

stories

.....

study

.....

conversation

.....

friends

.....

Wifi

.....

librarian

.....

retired

.....

borrow

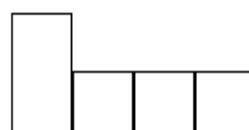
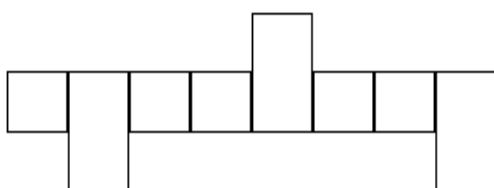
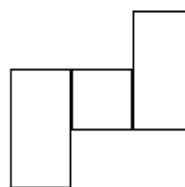
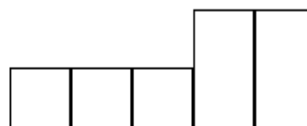
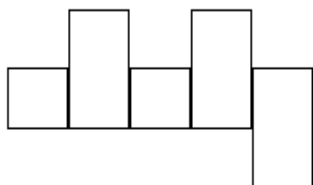
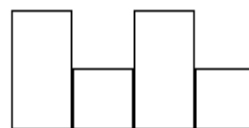
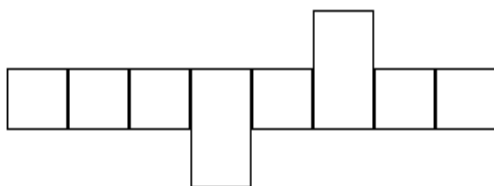
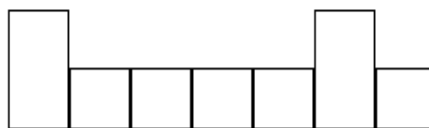
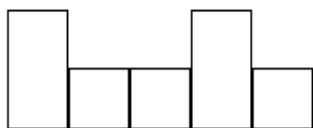
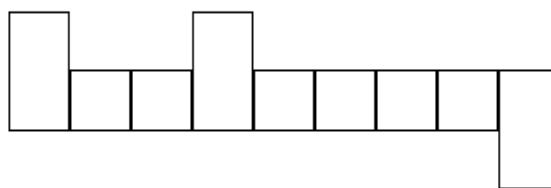
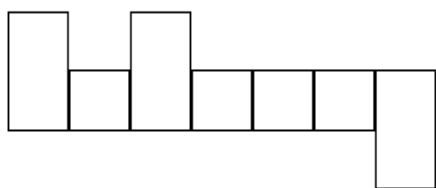
.....

community

.....

Put the correct word in the word shape.

friends books library film computer listening
connects study speaking job craft free



Word Find

Find the library words in the word find and fill in the gaps in the sentences.

h	a	s	e	u	c	r	v	l	a
s	n	b	l	w	i	f	i	a	l
t	e	v	i	b	r	b	n	r	i
u	w	c	b	o	o	k	s	g	b
c	s	o	r	w	y	g	t	e	r
o	p	m	a	u	d	h	o	p	a
m	a	i	r	o	v	t	r	r	r
p	p	o	y	i	d	k	y	i	i
u	e	k	b	h	s	i	t	n	a
t	r	s	t	u	d	y	i	t	n
e	s	n	o	y	g	a	m	e	s
r	s	o	n	g	s	r	e	n	m
l	m	a	g	a	z	i	n	e	a
d	e	w	e	b	s	i	t	e	s
u	y	a	e	p	t	f	k	e	s

1. The _____ is a place for everyone.
2. There are lots of _____ at the library.
3. You can read the _____ for the news.
4. Friends like to play _____.
5. Children sing _____ at story time.
6. Students like a quiet place to _____.
7. The _____ can help you in the library.
8. You can book a _____ to check your emails.
9. Some people like to read a _____ for fashion and recipes.
10. I like to borrow _____ so I can watch movies at home.
11. _____ is an activity for parents with young children.
12. You can connect to _____ to use internet on your laptop.

Comprehension: Welcome to the Library

The library is a place for everyone.

There are many things you can do at the library.

Michelle and William visit the library every Monday for story time.

They like to listen to stories, make crafts and sing songs.

After school, Hannah goes to the library.

She meets her friends, plays games and uses the computer.

Zara comes to the library to study.

She finds a quiet place and connects to free WiFi.

Hagos is learning English.

He comes to conversation classes to practise his listening and speaking.

Jan meets her friends at the library.

She likes to do the craft and cooking activities.

Sometimes she watches a film and listens to a speaker.

Jim is looking for a job.

He looks for jobs on the computer and the librarian helps with his resume.

George is retired and enjoys a cup of tea at the library.

He likes to look at books and borrow DVDs.

The library has many things for the community.

Best of all, it's free.

Comprehension Questions

1. What is the reader about?

2. Write five things you can do at the library?

1. _____

2. _____

3. _____

4. _____

5. _____

3. What day is story time at the library?

4. What can you do if you are a young child?

5. What can you do if you are a teenager?

6. What can you do if you want to improve your English?

7. What does George do at the library?

8. Who likes to do the craft activities at the library?

9. What activity could you do if you wanted to meet new friends?

10. What activity would you like to do at the library?

True or False? Circle the correct answer.

1. Michelle and William visit the library on Tuesday. **T / F**
2. The library is a place for everyone. **T / F**
3. Hannah plays games and uses the computer at the library. **T / F**
4. George enjoys a cup of coffee at the library. **T / F**
5. Hagos practises his listening and speaking at conversation classes. **T / F**
6. The librarian helps Jim with his resume. **T / F**
7. Jan sometimes watches films at the library. **T / F**
8. The library is free to join. **T / F**

Now rewrite the false statements to make them true.

1. _____

2. _____

Cloze activity

Fill in the gaps.

school tea listen resume quiet
computer looking listening story activities

Michelle and William visit the library every Monday for _____(1) time.

They like to _____(2) to stories, make crafts and sing songs.

After _____(3), Hannah goes to the library.

She meets her friends, plays games and uses the _____(4).

Zara comes to the library to study.

She finds a _____(5) place and connects to free WiFi.

Hagos is learning English.

He comes to conversation classes to practise his _____(6) and speaking.

Jan meets her friends at the library.

She likes to do the craft and cooking _____(7).

Sometimes she watches a film and listens to a speaker.

Jim is _____(8) for a job.

He looks for jobs on the computer and the librarian helps with his _____(9).

George is retired and enjoys a cup of _____(10) at the library.

Cut out the sentences and pictures. Match the sentences with the pictures and paste in your book.

George is retired and enjoys a cup of tea at the library.

Jan meets her friends at the library.


Jim is looking for a job.

Michelle and William visit the library every Monday for story time.

Zara comes to the library to study.

Hagos is learning English.





Use 'he', 'she' or 'they' to fill in the gaps.

a. Hagos is learning English.

_____ comes to conversation classes.

b. George is retired. _____ enjoys a cup of tea at the library.

c. Michelle and William visit the library every Monday. _____
listen to stories.

d. Zara is a student. _____ finds a quiet place to study.

e. Hannah goes to the library after school. _____ meets her friends.

f. Jan meets her friends at the library. _____ likes to do the craft
activities.

Scrambled sentences

Put the words in order so they make a sentence.

1. library/everyone/for/is/The/a/place

2. comes/to/Zara/study/the/to/library

3. friends/library/Jan/at/meets/her/the

4. has/things/The/many/community/the/library/for

Verbs

Verbs are words used to describe an action.

Complete the sentences using these verbs

finds	meets	looks	enjoys
plays	practises	connects	borrow

1. Jim _____ for jobs on the computer.
2. Zara _____ a quiet place to study.
3. George _____ a cup of tea.
4. Hannah _____ games.
5. Zara _____ to free wifi.
6. Hagos _____ his listening and speaking.
7. Jan _____ her friends.
8. George _____ DVDs.

Write the sentences in the past tense.

- a. Jim (look) _____ for jobs on the computer.
- b. George (enjoy) _____ a cup of tea.
- c. Hannah (play) _____ games.
- d. Zara (connect) _____ to free wifi.
- e. George (borrow) _____ DVDs.
- f. Hagos (practise) _____ his listening and speaking.

Library Membership form

Fill in the form

**MELTON
CITY
LIBRARIES**

MEMBERSHIP FORM

First Name:

Last Name:

Birth Date (DD/MM/YY):

Address:

Suburb:

State:

Post Code:

Mobile phone number:

Email Address:

Pin:

Library branch:

Library opening hours



	Melton Library & Learning Hub	Caroline Springs Library & Learning Hub
Monday	8:30 am - 8:00 pm	8:00 am - 8:00 pm
Tuesday	8:30 am - 8:00 pm	8:00 am - 6:00 pm
Wednesday	8:30 am - 8:00 pm	8:00 am - 8:00 pm
Thursday	8:30 am - 8:00 pm	8:00 am - 6:00 pm
Friday	8:30 am - 5:30 pm	8:00 am - 5:30 pm
Saturday	10:00 am - 4:00 pm	10:00 am - 4:00 pm
Sunday	1:00 pm - 4:00 pm	1:00 pm - 4:00 pm

1. How many days are both libraries open? _____
2. What time is Melton Library open on Tuesday? _____
3. What time is Melton Library closed on Wednesday? _____
4. What time is Caroline Springs Library open on Friday? _____
5. What time does Melton Library open on Sunday? _____
6. How many hours is Caroline Springs library open on Sunday? _____
7. What day is Caroline Springs Library closed at 5:30 pm? _____
8. Which days do both libraries open and close at the same time?

9. What day and time can you visit the library during the week?


Exploring the Library


Work in pairs and find the following

This worksheet is to be used in the library after a library tour.


1. Find a children's book about animals.	Title: Author:
2. Find a cooking DVD	Title:
3. Find a book about Australia.	Title: Author: Call number:
4. Find a large print book?	Title: Author: Call number:
5. What other language can you find books/DVDs in?	
6. How long can you borrow a DVD?	
7. How long can you borrow a book for?	
8. How much does it cost to photocopy a black and white A4 size sheet?	
9. How much does it cost to photocopy a colour A4 size sheet?	
10. What is the website address for the library?	
11. You want to join the library. What do you do?	

Read and answer the questions.







Libraries are not just books: they are much more!



**Jim**
Yesterday at 2.55pm



I love the library. It's a great place!



[Like](#) · [Comment](#) · [Share](#)



 26 like this



 546 shares



**Pam** I love the sewing group at the library. I meet my best friends there.
[Like](#) ·  13 · 15 mins




**Zara** I go to the library for a quiet place to study. I always get a lot of work done there.
[Like](#) ·  21 · 30 mins

**George** I agree, it's a quiet place. I like to go too. There is always a new book I find.
[Like](#) ·  14 · 45 mins

**Michelle** The school holiday activities are always good and best of all are FREE! My kids love it and I do too. I get to read a magazine in peace!
[Like](#) ·  14 · 45 mins

**Aisha** The conversation classes helped me to make new friends and practise my English
[Like](#) ·  15 · 55 mins

**Jim** I learnt to use the computer at the library. The librarians are very helpful.
[Like](#) ·  15 · 57 mins

Questions

1. What is this writing? (tick one)

- ☐ An email
- ☐ A Facebook post and comments.
- ☐ A text message
- ☐ A story

2. What is this writing about? (tick one)

- ☐ The library
- ☐ Facebook
- ☐ A Sewing group
- ☐ Story time

3. Circle the post on the writing.

4. How many people liked this post? _____

5. In the comments what activities did people do at the library?

6. In the comments what does George write? _____

7. Why does Michelle like the school holiday activities at the library? _____

8. In the comments what did Jim learn at the library? _____

9. Write a comment about the post. _____

What's on at the library!

Time	Monday	Tuesday	Wednesday	Thursday	Friday	Saturday	Sunday
9:00am-10:00am		English Conversation 					
10:00am-11:00am	Preschool Story time 		Preschool Story time 	Job help 	Sewing group 	Internet & computer help 	
11:00am-12:00pm							
12:00pm-1:00pm							
1:00pm-2:00pm				Craft group 			
2:00pm-3:00pm	Seniors movie		Guest speaker				
3:00pm-4:00pm		After school club 			After school club 		
4:00pm-5:00pm							
5:00pm-6:00pm							
6:00pm-7:00pm			Book club 				

Questions for 'What's on'

1. What days are the preschool Story times? _____

2. What time is the Book Club? _____

3. What day and time is the English Conversation class? _____

4. What activities are on Friday? _____

5. Is the internet and computer help, in the morning or afternoon?

6. If you want to practise speaking English, what would you do?

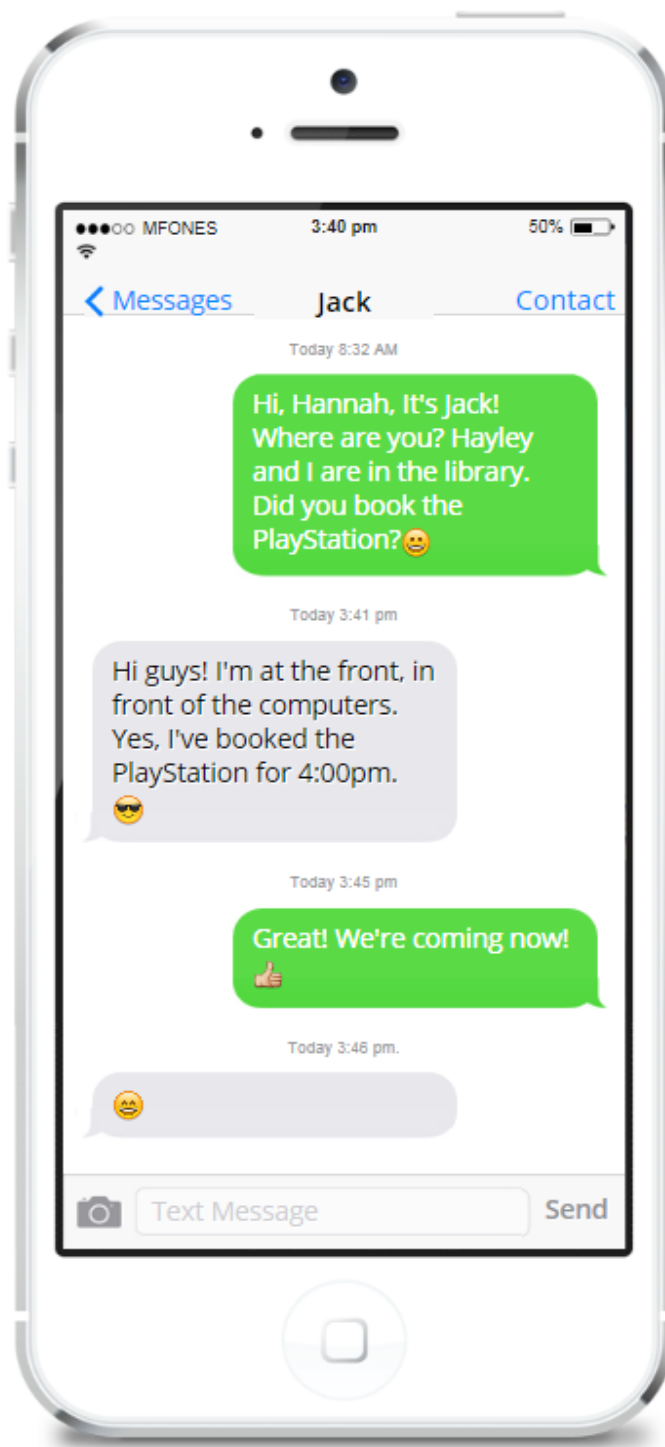
7. If you like crafts and want to make new friends, what activity would you do?

8. If you were looking for a job, what activity would you do?

9. What activity would you do for a child who is 3 years old?

10. Which activities would you like to do at the library? _____

Read and answer the questions.



Questions for Mobile

1. What is this writing? (Tick one)

a. An email. ☐

b. A text message. ☐

c. A letter. ☐

2. What is it about? (Tick one)

a. A doctor's appointment ☐

b. A meeting at the library ☐

c. A meeting at work. ☐

1. What time did Jack write the first message? _____

2. Who is Jack with? _____

3. What do they want to do in the library?

4. Where is Hannah? _____

5. What time did Hannah book the PlayStation? _____

6. Match the picture with the meaning.



Good



Smile



WiFi is on



Cool



Photo

1. Listen and underline the words that are not correct.

2. Choose the correct word.

3. Listen again and check if it is correct.

The local library,
Is a place to be.
Young and old, it's for you and me.
Don't bake my word, take a look,
take a seat, now take a cook.
Search the net. You won't regret.
Take your time and don't connect.

(that's) all for me, at the library.
....Serving the community.

A mum and cub, singing a song.
Friends all around, singing along,
Friendly faces, if you need a buddy.
Quiet space, if you need to party.
There's plenty to see and plenty to do.
Communication classes, for us too.
From playing a game, to learning a skill.
From learning a sandwich or learning to chill,
with a magazine, a biography,
explore history or a recipe.

It's tall for free at the library.
.... Serving the community.

Come, learn, relax, just kick back.
Feels real good when you master the facts.
Staff are kind and they don't mind.
A helping man, a friendly smile.
'Cause the local library is the place to be.
Come, see what's on offer for you and me.

It's all for free, at the library.
.....Serving the community

take
forget
bub
book
conversation
study
language
all
hand



Welcome to the Library

The library is a place for everyone.

There are many things you can do at the library.

Michelle and William visit the library every Monday for story time.

They like to listen to stories, make crafts and sing songs.

After school, Hannah goes to the library.

She meets her friends, plays games and uses the computer.

Zara comes to the library to study.

She finds a quiet place and connects to free WiFi.

Hagos is learning English.

He comes to conversation classes to practise his listening and speaking.

Jan meets her friends at the library.

She likes to do the craft and cooking activities.

Sometimes she watches a film and listens to a speaker.

Jim is looking for a job.

He looks for jobs on the computer and the librarian helps with his resume.

George is retired and enjoys a cup of tea at the library.

He likes to look at books and borrow DVDs.

The library has many things for the community.

Best of all, it's free.

Rap song

The local library,
Is a place to be.
Young and old, it's for you and me.
Don't take my word, take a look,
take a seat, now take a book.
Search the net. You won't regret.
Take your time and don't forget.

(that's) all for free, at the library.
....Serving the community.

A mum and bub, singing a song.
Friends all around, singing along,
Friendly faces, if you need a buddy.
Quiet space, if you need to study.
There's plenty to see and plenty to do.
Conversation classes, for us too.
From playing a game, to learning a skill.
From learning a language or learning to chill,
with a magazine, a biography,
Explore history or a recipe.

It's all for free at the library.
.... Serving the community.

Come, learn, relax, just kick back.
Feels real good when you master the facts.
Staff are kind and they don't mind.
A helping hand, a friendly smile.
'Cause the local library is the place to be.
Come, see what's on offer for you and me.

It's all for free, at the library.
.....Serving the community.

© Lyrics written by Ama Omran and Joe Motley

